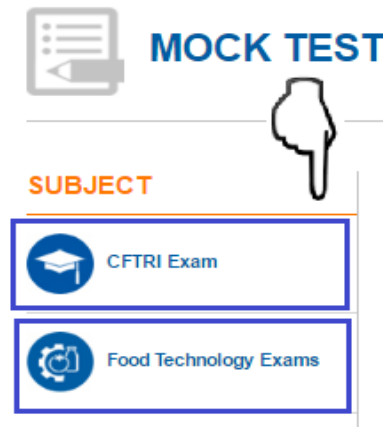


Buying Mock test and making Payment at Maniavarsity is simple and Easy





1. Logon to <http://www.maniavarsity.com> home page with **you user account or enter it during check out.** Choose Mock Test, as shown below: -






2. In Next Screen, choose your subjects and look for discounts and offers:-



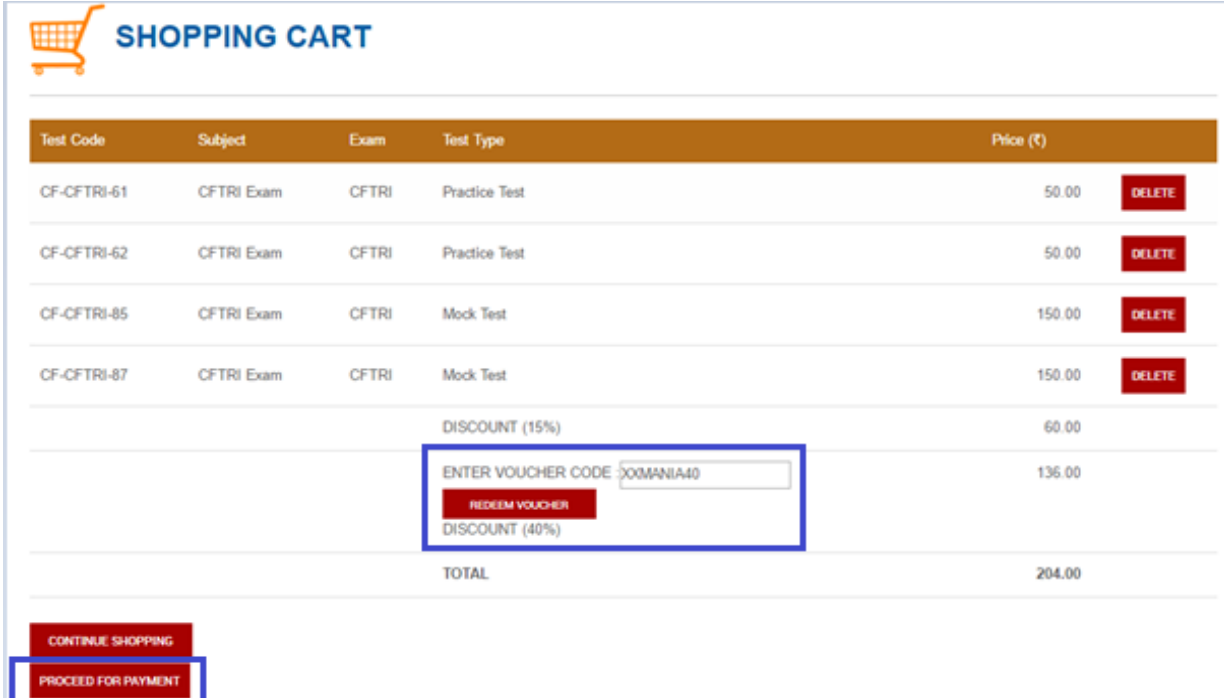
3. Once you have chosen your field, you can see all the available Practice Tests and Mock tests. Make selection(s) of test that you want to buy and at the bottom of screen click on **Add to Cart**. Steps are shown as below:

PRACTICE TESTS						
Test code	Topic	Author	Total Questions	Time Limit (min)	Price (₹)	Take test
CF-CFTRI-76	Food Technology	Maniavarsity	50	30	0.00	
CF-CFTRI-61	Agriculture	Maniavarsity	50	30	50.00	<input checked="" type="checkbox"/> 
CF-CFTRI-62	Horticulture	Maniavarsity	50	30	50.00	<input checked="" type="checkbox"/> 
CF-CFTRI-63	Agriculture	Maniavarsity	50	30	50.00	<input type="checkbox"/> 

MOCK TESTS						
Test code	Topic	Author	Total Questions	Time Limit (min)	Price (₹)	Take test
CF-CFTRI-86	CFTRI	Sanjeev Kumar Sharma	100	120	0.00	
CF-CFTRI-85	CFTRI	Maniavarsity	100	120	150.00	<input checked="" type="checkbox"/> 
CF-CFTRI-87	CFTRI	Sanjeev Kumar Sharma	100	120	150.00	<input checked="" type="checkbox"/> 

Add to Cart

- When you click on Add to Cart, it takes you to new screen showing your choices of tests that you want to buy. It also asks for vouchers, you can fill that to avail discounts. As shown below. You can **continue to shop** more or **proceed to pay**.

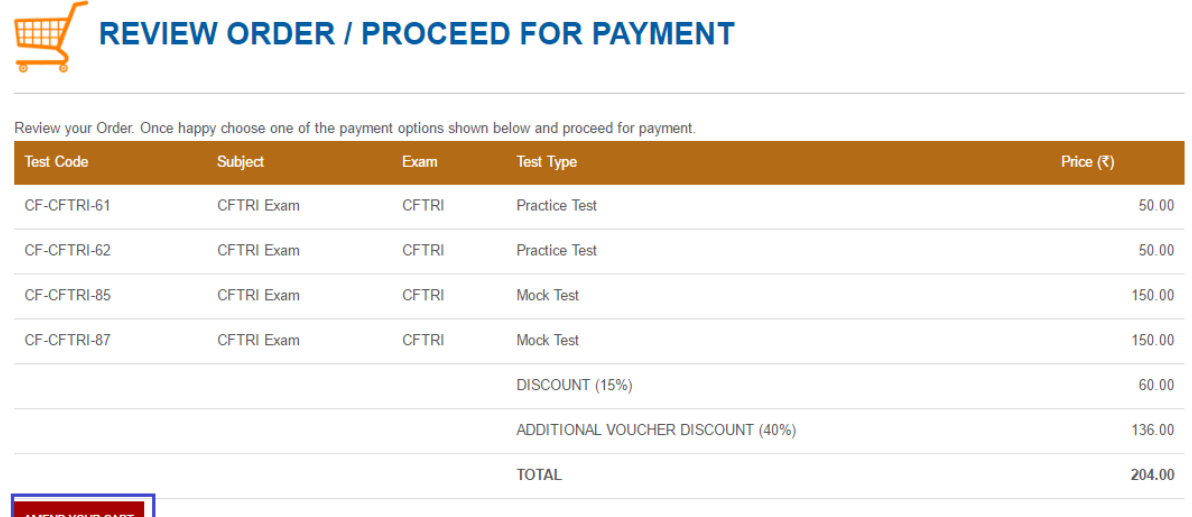


SHOPPING CART

Test Code	Subject	Exam	Test Type	Price (₹)	
CF-CFTRI-61	CFTRI Exam	CFTRI	Practice Test	50.00	DELETE
CF-CFTRI-62	CFTRI Exam	CFTRI	Practice Test	50.00	DELETE
CF-CFTRI-85	CFTRI Exam	CFTRI	Mock Test	150.00	DELETE
CF-CFTRI-87	CFTRI Exam	CFTRI	Mock Test	150.00	DELETE
DISCOUNT (15%)				60.00	
<input type="text" value="ENTER VOUCHER CODE : XOMANIA40"/>				136.00	
REDEEM VOUCHER					
DISCOUNT (40%)					
TOTAL				204.00	

[CONTINUE SHOPPING](#)
[PROCEED FOR PAYMENT](#)

- If you did not enter with you user id and password, the system ask's you to enter the details. Once done, it takes you to review orders .You can click on "**AMEND YOUR CART** "if you want to change anything.



REVIEW ORDER / PROCEED FOR PAYMENT

Review your Order. Once happy choose one of the payment options shown below and proceed for payment.

Test Code	Subject	Exam	Test Type	Price (₹)
CF-CFTRI-61	CFTRI Exam	CFTRI	Practice Test	50.00
CF-CFTRI-62	CFTRI Exam	CFTRI	Practice Test	50.00
CF-CFTRI-85	CFTRI Exam	CFTRI	Mock Test	150.00
CF-CFTRI-87	CFTRI Exam	CFTRI	Mock Test	150.00
DISCOUNT (15%)				60.00
ADDITIONAL VOUCHER DISCOUNT (40%)				136.00
TOTAL				204.00

[AMEND YOUR CART](#)

6. On the lower section of the same screen you will see the payment option. Click **Pay U money** button:-



7. After the click, you will be taken to **PayUMoney** secure site to make the payment. For security reasons, **PayUMoney** needs to create an account, which can be created in minutes (This is not needed if you already have an account with **PayUMoney**)
- a. First we need to choose the Option - '**I am New to PayUMoney**' ,followed by entering your Email and Phone number. Choose a password and check the 'I agree selection Box'. Then you can click on 'continue'. All the steps are highlighted in the below screen

A screenshot of the PayUMoney account creation page. The page has a green header with the PayUMoney logo on the left and a "Back to MANIAVARSITY ED..." button on the right. Below the header, it says "MANIAVARSITY EDU PRIVATE LIMITED" and "Amount to pay : ₹204.00". The main content area is titled "Account" and has a green background. There are two radio buttons: "I am New to PayUMoney" (selected) and "I have PayUMoney Password". Below these are input fields for "your Email" and "Phone number", both with green checkmarks. There is a "Create PayUMoney password" field with a question mark icon. Below that is a checkbox for "agree to PayUMoney Terms & Conditions". At the bottom is a "Continue" button. To the right of the form is a "100% Buyer Protection" section with a "PayUMoney" logo and four steps: Step 1: Buyer purchased product; Step 2: Money kept with PayUMoney; Step 3: Buyer Recieves product; Step 4: Money transferred to seller. Hand icons point to the "I am New to PayUMoney" radio button, the "your Email" field, and the "Phone number" field.

Please be reminded - The Phone number should be a working number, as you will get a code from PayUMoney and you need to put in the code sent on your mobile to confirm your account for security reasons.

- b. The system then Prompts you to choose your bank you want to make the payment with:

The screenshot displays the PayU money payment page for MANIAVARSITY EDU PRIVATE LIMITED. The amount to pay is ₹204.00. The user is logged in as vinaytps@yahoo.co.in. The page is divided into three main sections: a left sidebar with payment options (Credit Card, Debit Card, Net Banking), a central area for bank selection, and a right sidebar for the order summary.

Payment Options:

- Credit Card
- Debit Card
- Net Banking (Selected)

SOME POPULAR BANKS FOR YOUR CONVENIENCE:

- AXIS BANK
- HDFC BANK
- ICICI Bank
- State Bank of India
- kotak (Kotak Mahindra Bank)
- citibank

Select From All Other Banks:

State Bank of Travancore (Selected)

Buttons: Make Payment, Or Go back to Previous Page

Note: After clicking on the "Make Payment" button you might be taken to your bank's website for 3D secure authentication using a pop-up window.

ORDER SUMMARY:

Order Amount	₹204.00
NET AMOUNT TO PAY	₹204.00

Logos: MasterCard SecureCode, Verified by VISA, SECURED BY PayU, AMERICAN EXPRESS SafeKey

- c. Once you choose your bank, the system asks you to choose if you want to pay by credit card, Debit Card or Net Banking. Make a Selection. Like below I have chosen Debit Card and accordingly it asks for details like – card number, card Expiry etc. Fill in the Bank details and click on **Make Payment**. Please see the below screen for the same.

PayU money ← Back to MANIAVARSITY ED...

MANIAVARSITY EDU PRIVATE LIMITED Amount to pay : ₹204.00

✓ vinaytps@yahoo.co.in Logout

Payment

Credit Card
Debit Card
Net Banking

Card Number

Card Expiry Date CVV Number

Month Year

Save card for faster payment. I accept the [T&C](#) and [Privacy Policy](#)

Enter Card Label ?

Make Payment Or Go back to [Previous Page](#)

ORDER SUMMARY

Order Amount	₹204.00
NET AMOUNT TO PAY	₹204.00

Note:
After clicking on the "Make Payment" button you might be taken to your bank's website for 3D secure authentication using a pop-up window.

MasterCard SecureCode Verified by VISA SECURED BY PayU AMERICAN EXPRESS SafeKey

Hurray And you have successfully done the Payment. We are done 😊.

Feel Free to write to us at maniavarsity@gmail.com in case of any issue that you face, our support team would be happy to help you with your purchasing or any other technical issues.